

Instructions for Candidates for Exams



KEY DATES 2024-25

December 2nd – 20th MOCK EXAMS YEAR 11

February 3rd – 14th MOCK EXAMS YEAR 13

March 17th – 28th MOCK EXAMS YEAR 10

April 28th – May 7th MOCK EXAMS YEAR 12

May 8th – June 26th YEAR 11/13 EXAMS

Please DO NOT book holidays during these periods.

This document has been written to help you.

Read it carefully and follow the instructions.

If there is anything you do not understand ask your teacher or someone in the Exams Office.

This document is also available via the school website.

At the time of your exam

- ① You **must not** enter the exam room until invited to do so by the invigilator
- ① You are under **formal examination conditions** from the moment you enter the room in which you will be taking your exam(s) until the point at which you are permitted to leave

This means you **must not** talk to, attempt to communicate with or disturb other candidates once you have entered the examination room

You **must not** open the question paper until you are instructed by the invigilator that the exam can begin

A breach of examination conditions is considered by the awarding bodies as **malpractice***

- ① You **must** listen to and follow the instructions given to you by the invigilator at all times
- ① The centre number, subject title and paper code, the actual starting and finishing times, and date, of each exam will be clearly displayed and visible to you in the exam room

Before you are permitted to start your exam(s), the invigilator will:

- make sure you are seated according to the set seating arrangements
- tell you that you must now follow the regulations of the exam
- ask you to check that you have been given the correct question paper for the day, date, time, subject, unit/component (and tier of entry, if appropriate)
- tell you to read the instructions on the front of the question paper
- ask you to check that you have all the materials you need for the exam
- tell you about any erratum notices
- instruct you about emergency procedures

The invigilator will also remind you that you **must**:

- hand in any unauthorised items in your possession (this includes mobile phones, watches and smart glasses) if you have not already done so (This is your final chance. Failure to do so may lead to disqualification)
- fill in all the details needed on the front of your answer booklet (or question paper) in black ink
- make sure you fill these details in on any additional answer sheets that you use
- write clearly and in black ink, but you may use pencil for drawings and rough notes
- write in the designated sections of the answer booklet
- write all rough work in your answer booklet and neatly cross it through with a single line (for multiple-choice papers, you must do any rough work in the question booklet)

The invigilator will also remind you that you **must not** use correcting pens, fluid or tape, erasable pens, blotting paper and you **must not** use highlighters or gel pens in your answers.

The invigilator will:

- remind you that you **must not** communicate in any way with, ask for help from or give help to another candidate while you are in the exam room
- tell you **when** you may complete the details on the front of your answer booklet (You must only do this when the invigilator's announcement is made)
- tell you **when** you may open the question paper and begin to write your answers
- tell you the time allowed (the duration) of your paper(s)

The invigilator is **not allowed**:

- to give you any information or answer any questions from you about the content of your exam paper unless it relates to the instructions on the front of the question paper
- to give you any indication of the time elapsed or remaining for you to complete your exam paper

Exams and the Internet

While we like to share our experiences online, when it comes to exams, we have to be careful.

- Sharing ideas online can be helpful when you're studying or revising
- However, sharing certain information (see information on the right) can break the rules and could affect your results
- If you're not sure what you can and can't discuss online, check with your teacher
- If you receive exam content on social media, you must tell your teacher
- Don't be caught out by scammers selling fake

Things to do on social media:

- Have fun
- Be responsible
- Report any exam content you see to your teacher

Things not to do on social media:

Buy/ask for/share exam content

- Pass on rumours of what's in exams
- Share your work
- Work with others so that your coursework is not your own independent work

If you do any of the above activities, you may:

- Receive a written warning
- Lose marks
- Be disqualified from a part of or all of your qualifications
- Be banned from taking assessments for a number of years

Please take the time to familiarise yourself with the JCQ rules:

jcq.org.uk/exams-office/information-for-candidates-documents

***malpractice** - any improper, negligent practice; misconduct or misuse. Malpractice is a breach of instructions or advice of an invigilator/supervisor/exam board. Any instances of malpractice must be reported to the awarding body and may result in disqualification.

Information for candidates

Coursework assessments

This part of the document tells you about some things that you must and must not do when you are completing coursework.

When you submit any coursework for marking, you will be asked to sign an authentication statement confirming that you have read and followed these regulations.

If there is anything that you do not understand, you must ask your teacher.

In some subjects you will have an opportunity to do some independent research into a topic. The research you do may involve looking for information in published sources such as textbooks, encyclopedias, journals, TV, radio and on the internet.

You can demonstrate your knowledge and understanding of a subject by using information from sources or generated from sources which may include the internet and AI. Remember though, you must take care how you use this material – you cannot copy it and claim it as your own work.

The regulations state that:

‘the work which you submit for assessment must be your own’;

‘you must not copy from someone else or allow another candidate to copy from you’.

If you use the same wording as a published source, you must place quotation marks around the passage and state where it came from. This is called ‘referencing’. You must make sure that you give detailed references for everything in your work which is not in your own words. A reference from a printed book or journal should show the name of the author, the year of publication and the page number, for example: (Morrison, 2000, p29).

For material taken from the internet, your reference should show the date when the material was downloaded and must show the precise web page, not the search engine used to locate it. This can be copied from the address line. For example:

http://news.bbc.co.uk/onthisday/hi/dates/stories/october/28/newsid_2621000/2621915.stm,
downloaded 5 February 2024.

Where computer-generated content has been used (such as an AI Chatbot), your reference must show the name of the AI bot used and should show the date the content was generated. For example: ChatGPT 3.5 (<https://openai.com/blog/chatgpt/>), 25/01/2024. You should retain a copy of the computer-generated content for reference and authentication purposes. You may be required to produce a bibliography at the end of your work. This must list the full details of publications you have used in your research, even where these are not directly referred to, for example: Curran, J. *Mass Media and Society* (Hodder Arnold, 2005).

If you copy the words, ideas or outputs of others and do not show your sources in references and a bibliography, this will be considered as cheating.

Information for candidates

Non-examination assessments

This part of the document tells you about some things that you must and must not do when you are completing your work.

When you submit your work for marking, the awarding body will normally require you to sign an authentication statement confirming that you have read and followed the regulations.

Preparing your work — good practice

If you receive help and guidance from someone other than your teacher, you must tell your teacher who will then record the nature of the assistance given to you.

If you worked as part of a group on an assignment, for example undertaking field research, you must each write up your own account of the assignment. Even if the data you have is the same, you must describe in your own words how that data was obtained and you must independently draw your own conclusions from the data.

You must meet the deadlines that your teacher gives you. Remember – your teachers are there to guide you. Although they cannot give you direct assistance, they can help you to sort out any problems before it is too late.

Take care of your work and keep it safe. Do not leave it lying around where your classmates can find it or share it with anyone, including posting it on social media. You must always keep your work secure and confidential whilst you are preparing it; do not share it with your classmates. If it is stored on the computer network, keep your password secure. Collect all copies from the printer and destroy those you do not need.

Do not be tempted to use pre-prepared or generated online solutions and try to pass them off as your own work – this is cheating. Electronic tools used by awarding bodies can detect this sort of copying.

You must not write inappropriate, offensive or obscene material.

Research and using references

In some subjects you will have an opportunity to do some independent research into a topic.

The research you do may involve looking for information in published sources such as textbooks, encyclopedias, journals, TV, radio and on the internet.

You can demonstrate your knowledge and understanding of a subject by using information from sources or generated from sources which may include the internet and AI. Remember though, you must take care how you use this material - you cannot copy it and claim it as your own work.

Using information from published sources (including the internet) as the basis for your assignment is a good way to demonstrate your knowledge and understanding of a subject. You must take care how you use this material though – you cannot copy it and claim it as your own work.

Information for candidates

Non-examination assessments (continued)

The regulations state that:

'the work which you submit for assessment **must** be your own';

'you must not copy from someone else or allow another candidate to copy from you'.

When producing a piece of work, if you use the same wording as a published source, you must place quotation marks around the passage and state where it came from. This is called 'referencing'. You must make sure that you give detailed references for everything in your work which is not in your own words. A reference from a printed book or journal should show the name of the author, the year of publication and the page number, for example: Morrison, 2000, p29.

For material taken from the internet, your reference should show the date when the material was downloaded and must show the precise web page, not the search engine used to locate it. This can be copied from the address line. For example:

http://news.bbc.co.uk/onthisday/hi/dates/stories/october/28/newsid_2621000/2621915.stm, downloaded 5 February 2024.

Where computer-generated content has been used (such as an AI Chatbot), your reference must show the name of the AI bot used and should show the date the content was generated. For example: ChatGPT 3.5 (<https://openai.com/blog/chatgpt/>), 25/01/2024. You should retain a copy of the computer-generated content for reference and authentication purposes.

You may be required to include a bibliography at the end of your piece of written work. Your teacher will tell you whether a bibliography is necessary. Where required, your bibliography must list the full details of publications you have used in your research, even where these are not directly referred to, for example: Curran, J. *Mass Media and Society* (Hodder Arnold, 2005).

If you copy the words, ideas or outputs of others and do not show your sources in references and a bibliography, this will be considered as cheating.

Plagiarism

Plagiarism involves taking someone else's words, thoughts, ideas or outputs and trying to pass them off as your own. It is a form of cheating which is taken very seriously.

Don't think you won't be caught; there are many ways to detect plagiarism.

- Markers can spot changes in the style of writing and use of language.
- Markers are highly experienced subject specialists who are very familiar with work on the topic concerned — they may have read the source you are using, or even marked the work you have copied from!
- Internet search engines and specialised computer software can be used to match phrases or pieces of text with original sources and to detect changes in the grammar and style of writing or punctuation.

Information for candidates

Non-examination assessments (continued)

Penalties for breaking the regulations

If it is discovered that you have broken the regulations, one of the following penalties will be applied:

- the piece of work will be awarded zero marks;
- you will be disqualified from that component for the examination series in question;
- you will be disqualified from the whole subject for that examination series;
- you will be disqualified from all subjects and barred from entering again for a period of time.

The awarding body will decide which penalty is appropriate.

REMEMBER – IT'S YOUR QUALIFICATION SO IT NEEDS TO BE YOUR OWN WORK

Information About You and How We Use It

You have entered general or vocational qualifications such as GCSE, A-level, functional skills qualifications etc with one or more of the awarding bodies listed above. In order to be able to provide examinations and assessments, the awarding body needs to collect and use information about you.

This notice provides you with a high level summary of the information the awarding body is required by law to give you about what happens to that information. For more detail see each awarding body's full Privacy Notice:

AQA <https://www.aqa.org.uk/about-us/privacy-notice>

CCEA <https://ccea.org.uk/legal/privacy-notice>

City & Guilds <https://www.cityandguilds.com/help/help-for-learners/learner-policy>

NCFE <https://www.ncfe.org.uk/legal-information>

OCR <https://www.ocr.org.uk/about/our-policies/website-policies/privacy-policy/>

Pearson <https://qualifications.pearson.com/en/about-us/qualification-brands/gdpr.html>

WJEC <https://www.wjec.co.uk/home/privacy-policy/>

Who we are and how to contact us

Each awarding body is a separate organisation. Your school or examination centre will be able to confirm to you which awarding body is delivering each qualification you are undertaking and you will receive a statement confirming what qualifications you have been entered for and which awarding body. You will find links to each awarding body's website and information on how to contact them here:

<https://www.icq.org.uk/contact-our-members/>

Information about you and from where it is obtained

Each awarding body whose qualifications you enter will need to use a variety of information about you. This includes obvious identification details such as your name, address, date of birth and your school or examination centre. It also includes information about your gender, race and health, where appropriate. This information is provided by you or your parents/guardians and/or by your school or examination centre. Each awarding body will create certain information about you such as a candidate number, examination results and certificates.

What happens to the information about you

The awarding bodies use the information about you to deliver the examinations and assessments which you have entered. This includes making a variety of arrangements for you to sit the examinations or assessments, marking, providing you and your school or centre with results and certificates. The awarding bodies also use some of the information about you for equality monitoring and other statistical analysis.

The awarding bodies may share information about your results with official bodies such as the Department for Education and the examinations regulators (e.g. Ofqual in England) and also relevant local authorities and the Universities and Colleges Admissions Service (UCAS). An awarding body may also use information about you to investigate cheating and other examination malpractice and will share information about malpractice with other awarding bodies.

The awarding bodies take the security of the information about you that they hold seriously.

You will find further, technical information about what the awarding bodies do with information about you, why and the legal basis in the awarding bodies' full Privacy Notice.

Information About You and How We Use It (continued)

Your rights

The law gives you a number of rights in relation to the information about you that the awarding bodies hold. Those rights are:

- Access – you are entitled to ask each awarding body about the Information it holds about you.
- Rectification – you are entitled to ask each awarding body to correct any errors in the information that it holds about you.
- Erasure – in certain circumstances you are entitled to ask each awarding body to erase the information about you that it holds.
- Object to or restrict processing – in certain circumstances you are entitled to ask each awarding body to stop using information about you in certain ways.
- Complain – you are entitled to complain to the Information Commissioner (the body regulating the use of personal information) about what each awarding body does with information about you.

You will find further information about your rights in relation to information about you in the awarding bodies' full Privacy Notice.

How long the information about you is held

Each awarding body retains information about you only for as long as it is needed. Some of the information is needed only during the period in which you are undertaking the examination or assessment and is securely destroyed a short while afterwards. Other information about you, such as your name, gender, address, qualification and subjects entered and the results, are held indefinitely and for at least 40 years.

Each awarding body has its own retention policy that sets out what information it retains, how it is retained and for how long. You can find out more about retention policies by contacting each awarding body (see above).

How to find out more about the information about you that the awarding bodies use

To find out more about the information about you that the awarding bodies collect and use, including what happens to that information and why, you can review the awarding bodies' full Privacy Notice. You will find links to each awarding body's website and information on how to contact them here:

<https://www.jcq.org.uk/contact-our-members/>.

Please note

It is important to note that this notice concerns only how the awarding bodies use information about you (called your "personal data"). Complaints about how an awarding body handles your personal data can be made to the Information Commissioner (www.ico.org.uk). Information about the examinations and assessments themselves, including the rules about assessments, can be found on the JCQ Exams Office pages (www.jcq.org.uk/exams-office). The awarding bodies are regulated by Ofqual (<https://www.gov.uk/government/organisations/ofqual>) in England; Qualifications Wales (www.qualificationswales.org) in Wales, and the Council for the Curriculum, Examinations and Assessment (<http://ccea.org.uk/regulation>) in Northern Ireland.

Warning to candidates



 Questions matter AQA	 City & Guilds	 Awarding Learning CCEA	 Oxford Cambridge and RSA OCR	 Pearson	 WJEC
---------------------------------------------------------------------------------------------------------------------	---------------------------------------------------------------------------------------------------------------	-----------------------------------------------------------------------------------------------------------------------	-----------------------------------------------------------------------------------------------------------------------------	-------------------------------------------------------------------------------------------------------	----------------------------------------------------------------------------------------------------



1

You **must** be on time for all your examinations.

2

Possession of a mobile phone or other unauthorised material **is not allowed** even if you do not intend to use it. You will be subject to penalty and possible disqualification from the exam/qualification.

3

You **must not** talk to, attempt to communicate with or disturb other candidates once you have entered the examination room.

4

You **must** follow the instructions of the invigilator.

5

You **must not** sit an examination in the name of another candidate.

6


You **must not** become involved in any unfair or dishonest practice in any part of the examination.

7

If you are confused about anything, only speak to an invigilator.

The *Warning to candidates* must be displayed in a prominent place outside each examination room. This may be a hard copy A3 paper version or an image of the poster projected onto a wall or screen for all candidates to see.

NO MOBILE PHONES
NO WATCHES
**NO POTENTIAL TECHNOLOGICAL/WEB ENABLED
SOURCES OF INFORMATION**



Possession of unauthorised items, such as a mobile phone or any watch, is a serious offence and could result in

DISQUALIFICATION

from your examination and your overall qualification.

This poster must be displayed in a prominent place outside each examination room.






On your exam day

This checklist will help you to be as prepared as possible for your exams, so that on the day itself you can focus on doing your best.

Before sitting your exams, ensure you know:

- the date, time and location of your exams – you might find it helpful to write this information in a calendar or planner
- who to contact at school or college in case there's an emergency that makes you late or unable to sit your exam


What you will need:

- a clear pencil case 
- at least two black ink pens – blue pens are not acceptable 
- an approved calculator for relevant exams 
- appropriate apparatus such as a ruler or protractor for relevant exams 
- a clear water bottle if you wish to take one in – it must not have a label 

Contingency sessions:

- There are contingency sessions within the Summer 2024 exam timetable – the afternoon of 6 June and 13 June 2024 and the morning and afternoon of 26 June 2024. Make sure you are available on all three dates even if you do not have an exam.

What you cannot take into exams:

- any type of phone 
- revision notes
- any type of watch (this includes analogue, digital and smart watches)

Other important information:

- Listen carefully to the invigilator's instructions which will be specific to your exam. If you are unsure of anything, please raise your hand and wait for the invigilator.
- Fill in your details on the front of your answer booklet.
- If you need additional answer sheets, raise your hand and wait for an invigilator who will provide you with one. Remember to add your details to this booklet too.
- If you need to use the toilet or feel unwell, raise your hand and wait for an invigilator who will escort you from the exam room.
- Make sure you stay silent – talking to a fellow candidate could result in disqualification from all your exams.

If you have any questions about your exams, please ask your teacher or exams officer.

